

Now Yesterday

Search:

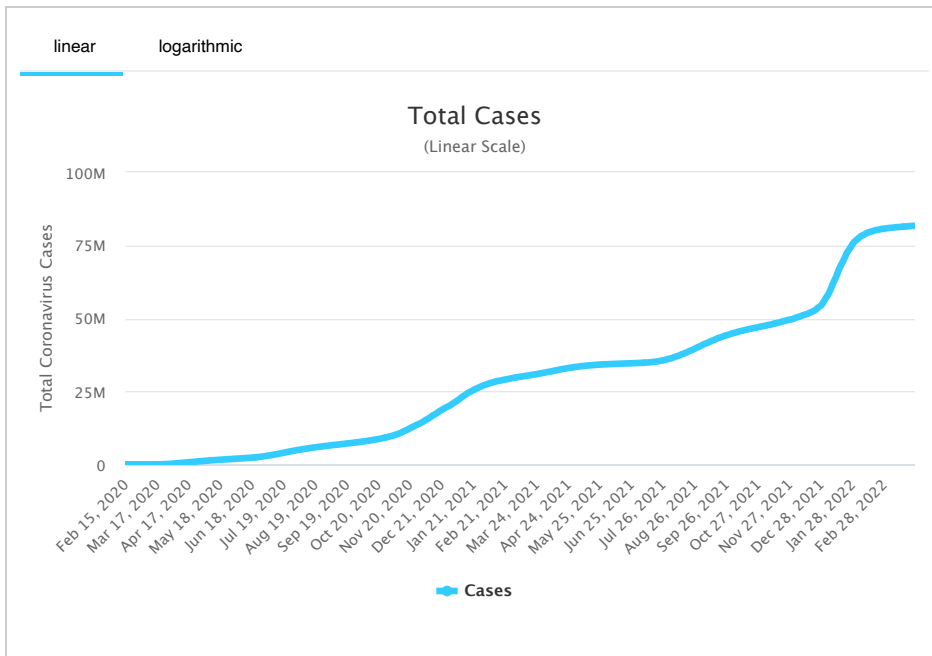
#	USA State	Total Cases	New Cases	Total Deaths	New Deaths	Total Recovered	Active Cases	Tot Cases/ 1M pop	Deaths/ 1M pop	Total Tests
	USA Total	81,686,628		1,005,056		64,878,545	15,803,027	246,785	3,036	981,2
1	California (/coronavirus/usa/california/)	9,094,194		88,881		8,735,421	269,892	230,162	2,249	154,6
2	Texas (/coronavirus/usa/texas/)	6,742,957		87,708		6,550,097	105,152	232,549	3,025	62,5
3	Florida (/coronavirus/usa/florida/)	5,890,163		73,136		N/A	N/A	274,245	3,405	55,6
4	New York (/coronavirus/usa/new-york/)	5,139,058		68,467		N/A	N/A	264,171	3,520	104,1
5	Illinois (/coronavirus/usa/illinois/)	3,065,321		37,631		2,985,470	42,220	241,901	2,970	57,1
6	Pennsylvania (/coronavirus/usa/pennsylvania/)	2,779,921		44,238		N/A	N/A	217,148	3,456	25,4
7	Ohio (/coronavirus/usa/ohio/)	2,669,698		37,793		2,618,373	13,532	228,392	3,233	22,0
8	North Carolina (/coronavirus/usa/north-carolina/)	2,627,220		23,194		2,597,732	6,294	250,496	2,211	26,3
9	Georgia (/coronavirus/usa/georgia/)	2,487,464		36,868		1,839,998	610,598	234,281	3,472	23,9
10	Michigan (/coronavirus/usa/michigan/)	2,385,536		35,578		1,421,905	928,053	238,868	3,562	24,2
11	New Jersey (/coronavirus/usa/new-jersey/)	2,196,970		33,225		2,087,481	76,264	247,346	3,741	17,4
12	Tennessee (/coronavirus/usa/tennessee/)	2,019,965		25,522		1,989,787	4,656	295,785	3,737	12,6
13	Arizona (/coronavirus/usa/arizona/)	1,997,037		28,883		1,950,916	17,238	274,367	3,968	18,6
14	Massachusetts (/coronavirus/usa/massachusetts/)	1,695,750		20,097		N/A	N/A	246,028	2,916	42,2
15	Indiana (/coronavirus/usa/indiana/)	1,690,823		23,373		1,550,669	116,781	251,154	3,472	19,3
16	Virginia (/coronavirus/usa/virginia/)	1,667,289		19,653		N/A	N/A	195,335	2,302	19,0
17	Wisconsin (/coronavirus/usa/wisconsin/)	1,584,157		14,291		N/A	N/A	272,078	2,454	15,6

18	South Carolina (/coronavirus/usa/south-carolina/)	1,468,140	17,591	1,338,886	111,663	285,147	3,417	15,6
19	Washington (/coronavirus/usa/washington/)	1,453,251	12,454	N/A	N/A	190,843	1,635	12,1
20	Minnesota (/coronavirus/usa/minnesota/)	1,428,704	12,610	1,413,217	2,877	253,333	2,236	19,2
21	Missouri (/coronavirus/usa/missouri/)	1,410,529	19,879	983,258	407,392	229,824	3,239	14,6
22	Colorado (/coronavirus/usa/colorado/)	1,343,645	12,980	899,146	431,519	233,323	2,254	17,0
23	Kentucky (/coronavirus/usa/kentucky/)	1,312,679	14,909	N/A	N/A	293,817	3,337	13,6
24	Alabama (/coronavirus/usa/alabama/)	1,294,816	19,280	N/A	N/A	264,077	3,932	7,4
25	Louisiana (/coronavirus/usa/louisiana/)	1,232,128	17,104	N/A	N/A	265,043	3,679	15,0
26	Oklahoma (/coronavirus/usa/oklahoma/)	1,032,520	13,889	1,016,442	2,189	260,937	3,510	5,4
27	Maryland (/coronavirus/usa/maryland/)	1,011,211	14,331	N/A	N/A	167,262	2,370	19,5
28	Utah (/coronavirus/usa/utah/)	927,649	4,711	919,365	3,573	289,352	1,469	9,4
29	Iowa (/coronavirus/usa/iowa/)	853,035	9,402	N/A	N/A	270,370	2,980	8,4
30	Arkansas (/coronavirus/usa/arkansas/)	832,718	11,211	820,033	1,474	275,935	3,715	6,7
31	Mississippi (/coronavirus/usa/mississippi/)	794,292	12,396	774,429	7,467	266,886	4,165	6,2
32	Kansas (/coronavirus/usa/kansas/)	769,850	8,222	755,508	6,120	264,252	2,822	2,2
33	Connecticut (/coronavirus/usa/connecticut/)	735,575	10,779	710,752	14,044	206,316	3,023	15,4
34	Nevada (/coronavirus/usa/nevada/)	712,197	10,043	679,635	22,519	231,221	3,261	6,8
35	Oregon (/coronavirus/usa/oregon/)	703,465	7,115	669,806	26,544	166,787	1,687	10,8
36	New Mexico (/coronavirus/usa/new-mexico/)	517,608	7,234	497,149	13,225	246,853	3,450	6,7
	West Virginia	497,553	6,794	490,838	-79	277,630	3,791	5,9

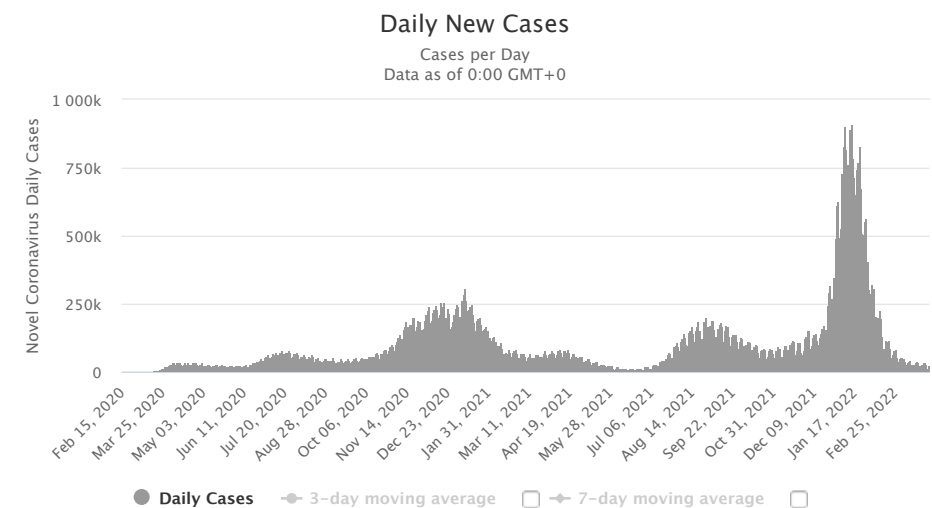
37	(/coronavirus/usa/west-virginia/)									
38	Nebraska (/coronavirus/usa/nebraska/)	477,831		4,123		N/A	N/A	247,017	2,131	5,3
39	Idaho (/coronavirus/usa/idaho/)	443,792		4,870		163,097	275,825	248,336	2,725	2,8
40	Rhode Island (/coronavirus/usa/rhode-island/)	360,759		3,522		N/A	N/A	340,544	3,325	7,6
41	New Hampshire (/coronavirus/usa/new-hampshire/)	302,253		2,451		298,814	988	222,292	1,803	4,5
42	Montana (/coronavirus/usa/montana/)	272,509		3,246		268,921	342	254,973	3,037	2,7
43	Delaware (/coronavirus/usa/delaware/)	259,453		2,846		253,810	2,797	266,443	2,923	1,0
44	North Dakota (/coronavirus/usa/north-dakota/)	239,672		2,242		236,878	552	314,505	2,942	6
45	Hawaii (/coronavirus/usa/hawaii/)	239,591		1,373		N/A	N/A	169,218	970	3,6
46	Alaska (/coronavirus/usa/alaska/)	238,420		1,189		208,582	28,649	325,913	1,625	4,0
47	South Dakota (/coronavirus/usa/south-dakota/)	236,955		2,880		231,649	2,426	267,849	3,255	2,1
48	Maine (/coronavirus/usa/maine/)	235,293		2,200		N/A	N/A	175,042	1,637	4,8
49	Wyoming (/coronavirus/usa/wyoming/)	156,112		1,791		154,262	59	269,736	3,095	1,3
50	District Of Columbia (/coronavirus/usa/district-of-columbia/)	136,506		1,331		N/A	N/A	193,420	1,886	3,0
51	Vermont (/coronavirus/usa/vermont/)	116,246		617		111,695	3,934	186,295	989	3,4
52	Puerto Rico	479,676		4,163		263,484	212,029	141,625	1,229	3,9
53	Guam	47,181		343		45,987	851			4
54	United States Virgin Islands	15,632		111		15,479	42			3
55	Northern Mariana Islands	11,065		33		10,947	85			
56	American Samoa	3,442		2		500	2,940			
57	Veteran Affairs	616,738		21,535		592,373	2,830			8,2
58	US Military	610,333		682		572,735	36,916			
59	Federal Prisons	68,977		299		N/A	N/A			1

60	Navajo Nation	52,933	1,728	51,119	86			5
61	Grand Princess Ship	122	7	115	0			
62	Wuhan Repatriated	3		3	0			
63	Diamond Princess Ship	46		46	0			
	Total:	81,686,628	1,005,056	64,878,545	15,803,027	246,785	3,036	981,2

Total Coronavirus Cases in the United States

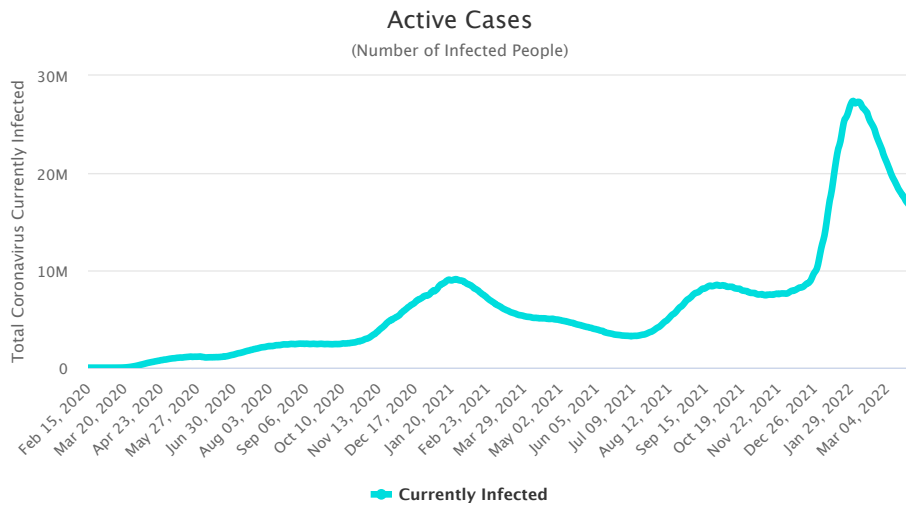


Daily New Cases in the United States

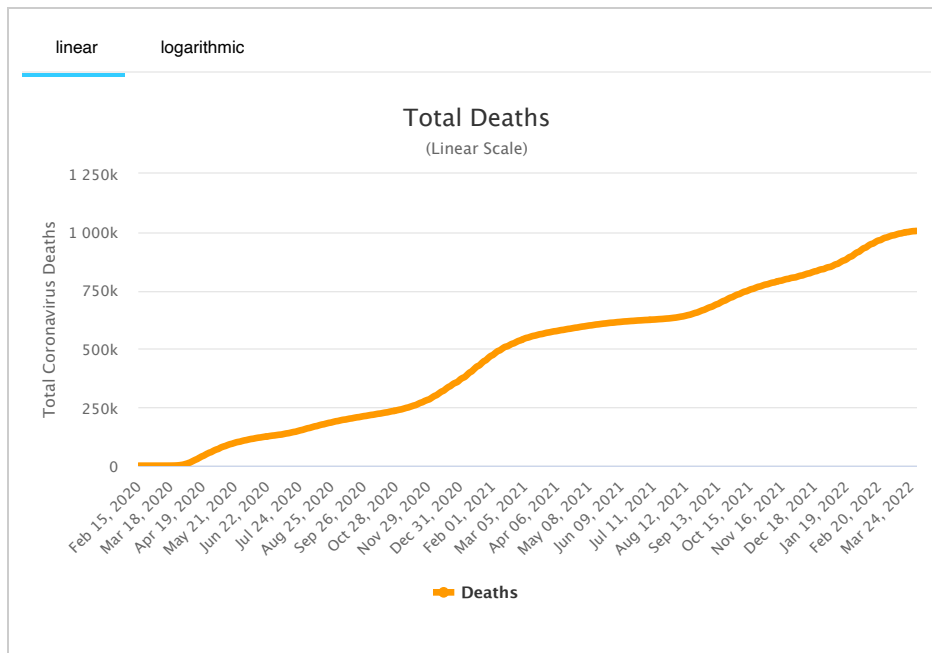


See also: [Daily Deaths Graph](#)

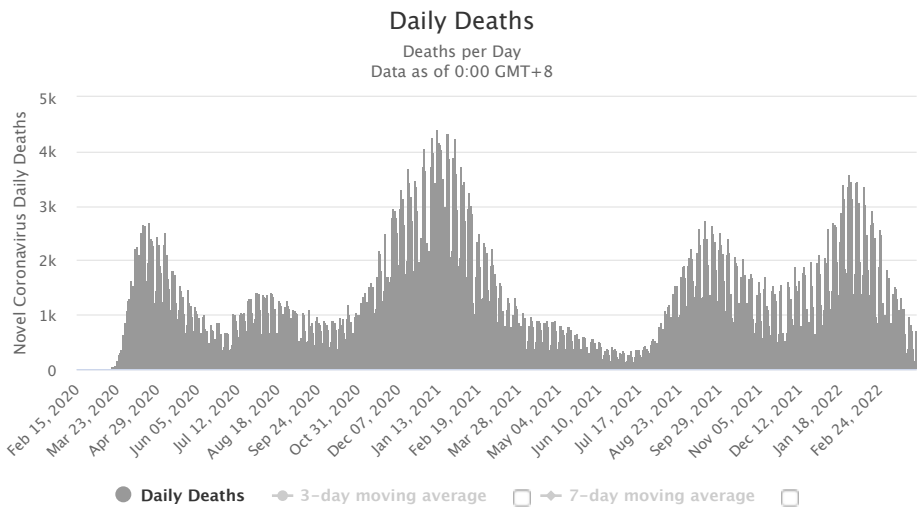
Active Cases in the United States



Total Coronavirus Deaths in the United States



Daily New Deaths in the United States



See also: [Daily Cases Graph](#)

Latest News

March 29 (GMT)

Updates

- 23,974 new cases and 716 new deaths in [the United States \(/coronavirus/country/us/\)](#)

March 28

March 27

March 26

March 25

March 24

[View More News](#)

Historical account of the initial stages of the epidemic in the United States

Content:

- First 20 cases in the United States
- Progression of first suspected cases
- Timeline of initial events
- Sources for the historical account

First 20 cases in the United States

Information collected on the first 20 domestic cases (not including repatriated cases and Diamond Princess cruise ship evacuee cases) is presented in the table below:

State	Cases	Sex	Age	Date	Case #	Location	Source
Oregon	1			Feb. 29	17 th	Washington C.	
Washington	2			Feb. 29	18, 19 th		
	1	M	30s	Jan. 21	1 st	Snohomish	[7]
Illinois	1			Mar. 1	20 th		
	1	M	60s	Jan. 30	6 th	Chicago	[12]
	1	F	60s	Jan. 24	2 nd	Chicago	[8]
California	2	unkn.	unkn.	Jan. 26	3 rd , 4 th	Orange C., L.A.	[9]
	1	M	adult	Jan. 31	7 th	Santa Clara C.	[17][18]
	1	F	unkn.	Feb. 2	9 th	Santa Clara C.	
	1	M	57	Feb. 2	10 th	San Benito C.	
	1	F	57	Feb. 2	11 th	San Benito C.	
	1		65	Feb. 28	16 th	Santa Clara C.	
	1			Feb. 21	13 th	Humboldt C.	
	1			Feb. 21	14 th	Sacramento C.	
	1			Feb. 26	15 th	[Northern California]	
Massachusetts	1	M	20s	Feb. 1	8 th	Boston	[16]
Arizona	1	unkn.	student	Jan. 26	5 th	Maricopa County	
Wisconsin	1			Feb. 5	12 th	Madison	

Patients Under Investigation (PUI) in the United States

CDC in the early stages released information regarding the number of cases and people under investigation that was updated regularly on Mondays, Wednesdays, and Fridays. Below we provide the historical reports that we were able to gather in order to track the progression in the number of suspected cases and US states involved through time in the initial stages

As of Feb. 10:

<i>Number of U.S. States with PUI</i>	<i>36</i>
Positive	12
Negative	318
Pending (specimens awaiting testing)	68
TOTAL	398

As of Feb. 7:

<i>Number of U.S. States with PUI</i>	<i>36</i>
Positive	12
Negative	225
Pending (specimens awaiting testing)	100
TOTAL	337

As of Feb. 5:

<i>Number of U.S. States with PUI</i>	<i>36</i>
Positive	11
Negative	206
Pending (specimens awaiting testing)	76
TOTAL	293

As of Feb. 3:

<i>Number of U.S. States with PUI</i>	<i>36</i>
Positive	11
Negative	167
Pending (specimens awaiting testing)	82
TOTAL	260

As of January 31:




<i>Number of U.S. States with PUI</i>	<i>36</i>
Positive	6
Negative	114
Pending (specimens awaiting testing)	121
TOTAL	241

Previously, as of January 29, there were 92 suspected cases awaiting testing.

--	--

Number of U.S. States with PUI	36
Positive	5
Negative	68
Pending (specimens awaiting testing)	92
TOTAL	165

Timeline of Events

-  On January 31, HHS declared Coronavirus a Public Health Emergency in the US (<https://www.hhs.gov/about/news/2020/01/31/secretary-azar-declares-public-health-emergency-us-2019-novel-coronavirus.html>)
As of Jan. 31, the Wuhan coronavirus is officially a public health emergency in the United States, Alex Azar, secretary of the US Department of Health and Human Services (HHS), announced at a White House press briefing.
-  On Jan. 31, the U.S. Centers for Disease Control and Prevention (CDC) **issued a federal quarantine for 14 days** affecting the 195 American evacuees from Wuhan, China. Starting Sunday, Feb. 2, U.S. citizens, permanent residents and immediate family who have visited China's Hubei province will undergo a **mandatory 14 days quarantine** and, if they have visited other parts of China, they would be screened at airports and asked to self-quarantine for 14 days. The last time the CDC had issued a quarantine was over 50 years ago in the 1960s, for smallpox.
-  President Donald Trump signed an order on Jan. 31 for the U.S. to **deny entry to foreign nationals who traveled to China** within the preceding two weeks, aside from the immediate family of U.S. citizens.
- On Jan. 30, the CDC had confirmed the **first case of person to person transmission in the U.S.:** ^[12] the husband of the Chicago, Illinois case who had returned from Wuhan, China on Jan. 13 and who tested positive for the virus on Jan. 24).
- CDC stated on Jan. 30 that "It is likely there will be more cases of 2019-nCoV reported in the U.S. in the coming days and weeks, including more person-to-person spread."^[12]
- The virus had been confirmed in **5 states**.
- On Jan. 31, **New York City** health officials vehemently denied the rumor regarding a coronavirus case in the city. ^[13] On Feb. 1, however, the city's health commissioner did report that there was a test being performed on a person under 40 who had returned from China, developed matching symptoms, and tested negative to the seasonal flu.
- Most US patients had recently visited Wuhan.**
- All of the first five U.S. cases were described as **mild**.
- A study on the first US case of novel coronavirus detailed mild symptoms followed by pneumonia (https://www.cnn.com/2020/01/31/health/washington-coronavirus-study-nejm/index.html?utm_term=link&utm_medium=social&utm_content=2020-02-01T00)

U.S. Airlines suspended ALL flights between the U.S. and China

On Friday, January 31, Delta, American and United announced they would temporarily suspend all of their mainland China flights in response to the coronavirus outbreak.^[14]

Prior to this January 31 announcement:

- UNITED AIRLINES**
on Jan. 28 had announced it would cut 24 flights between the U.S. and China for the first week of February.
- AMERICAN AIRLINES**

on Jan. 29 had announced it would suspend flights from Los Angeles to Shanghai and Beijing from Feb. 9 through March 27, 2020. It will maintain its flight schedules (10 daily A/R) from Dallas-Fort Worth to Shanghai and Beijing, as well as from Los Angeles and Dallas-Fort Worth to Hong Kong.

- **DELTA**

had not adjusted its schedule of direct flights from the U.S. to China. It is the only airline with direct flights to not take action so far.

The White House was considering issuing a ban on flights between the United States and China, as of late Jan. 28^[11]. Italy has announced on January 31 that it was suspending all flights to and from China following the first 2 cases of coronavirus in Italy.

Travel Alert: Do Not Travel to China

- The U.S. State Department on January 30 issued a **Level 4: Do Not Travel to China Alert** (<https://travel.state.gov/content/travel/en/traveladvisories/traveladvisories/china-travel-advisory.html>) ^[4] (the highest level of alert).
- Previously, on January 29, the advisory was set at a lower "Level 3: Reconsider Travel" advising not to travel to Hubei Province: (Level 4) and reconsider travel to the remainder of China (Level 3).
- The CDC on Jan. 28 issued a Level 3 Warning (<https://wwwnc.cdc.gov/travel/notices/warning/novel-coronavirus-china>), recommending that travelers **avoid all nonessential travel to China** ^[5].

Screening incoming passengers at 20 airports in the U.S.

On January 17, the CDC announced that 3 airports in the United States would begin screening incoming passengers from China: SFO, JFK, and LAX ^[6] Other 2 airports were added subsequently, and on January 28, the U.S. Department of Health and Human Services (HHS) announced that 15 additional U.S. airports (bringing the total to 20) would begin screening incoming travelers from China.

Below is the complete list of airports where screening for the 2019 Novel Coronavirus (2019-nCoV) is in place:

- Los Angeles International (LAX)
- San Francisco International (SFO)
- Chicago O'Hare
- New York JFK
- Atlanta Hartsfield-Jackson International
- Houston George Bush Intercontinental
- Dallas-Fort Worth International
- San Diego International
- Seattle-Tacoma International
- Honolulu International
- Anchorage Ted Stevens International
- Minneapolis-St. Paul International
- Detroit Metropolitan
- Miami International
- Washington Dulles International

- Philadelphia International
- Newark Liberty International
- Boston Logan International
- El Paso International
- Puerto Rico's San Juan Airport

Sources for the historical account

1. Novel Coronavirus (2019-nCoV) situation reports (<https://www.who.int/emergencies/diseases/novel-coronavirus-2019/situation-reports/>) - World Health Organization (<https://www.who.int/>) (WHO)
2. 2019 Novel Coronavirus (2019-nCoV) in the U.S (<https://www.cdc.gov/coronavirus/2019-ncov/cases-in-us.html>) - U.S. Centers for Disease Control and Prevention (<https://www.cdc.gov/>) (CDC)
3. Symptoms of Novel Coronavirus (2019-nCoV) (<https://www.cdc.gov/coronavirus/2019-ncov/about/symptoms.html>) - CDC
4. China Travel Advisory (<https://travel.state.gov/content/travel/en/traveladvisories/traveladvisories/china-travel-advisory.html>) - U.S. State Department, accessed January 31, 2020.
5. Novel Coronavirus in China - Warning - Level 3, Avoid Nonessential Travel (<https://wwwnc.cdc.gov/travel/notices/warning/novel-coronavirus-china>) - CDC, January 28, 2020.
6. Public Health Screening to Begin at 3 U.S. Airports for 2019 Novel Coronavirus ("2019-nCoV") (<https://www.cdc.gov/media/releases/2020/p0117-coronavirus-screening.html>) - CDC January 17, 2020
7. First Travel-related Case of 2019 Novel Coronavirus Detected in United States (<https://www.cdc.gov/media/releases/2020/p0121-novel-coronavirus-travel-case.html>) - CDC, January 21, 2020
8. Second Travel-related Case of 2019 Novel Coronavirus Detected in United States (<https://www.cdc.gov/media/releases/2020/p0124-second-travel-coronavirus.html>) - CDC, January 24, 2020
9. CDC confirms additional cases of 2019 Novel Coronavirus in United States (<https://www.cdc.gov/media/releases/2020/s0126-coronavirus-new-cases.html>) - CDC, January 26, 2020
10. 2019 Novel Coronavirus (2019-nCoV) in the U.S. (<https://www.cdc.gov/coronavirus/2019-ncov/cases-in-us.html>) - CDC, Updated January 29, 2020
11. White House considers ban on flights to China amid coronavirus outbreak (<https://eu.usatoday.com/story/travel/news/2020/01/28/white-house-considers-ban-china-flights-amid-coronavirus-outbreak/4602839002/>) - USA Today, Jan. 28, 2020
12. CDC Confirms Person-to-Person Spread of New Coronavirus in the United States (<https://www.cdc.gov/media/releases/2020/p0130-coronavirus-spread.html>) - CDC Press Release, Jan. 30, 2020
13. NYC Officials Deny Report Of Coronavirus Amid Confusion (<https://www.forbes.com/sites/sergeiklebnikov/2020/01/31/nyc-officials-deny-report-of-coronavirus-amid-confusion/#351e47b5652c>) - Forbes, Jan. 31, 2020
14. Delta, American, United to suspend all China mainland flights as coronavirus crisis grows (<https://eu.usatoday.com/story/travel/2020/01/31/coronavirus-china-flight-ban-delta-cuts-all-flights-white-house/4620989002/>) - USA Today, Jan. 31, 2020
15. Secretary Azar Declares Public Health Emergency for United States for 2019 Novel Coronavirus (<https://www.hhs.gov/about/news/2020/01/31/secretary-azar-declares-public-health-emergency-us-2019-novel-coronavirus.html>) - U.S. Department of Health and Human Services (HHS), Jan. 31, 2020
16. Man returning from Wuhan, China is first case of 2019 Novel Coronavirus confirmed in Massachusetts (<https://www.mass.gov/news/man-returning-from-wuhan-china-is-first-case-of-2019-novel-coronavirus-confirmed-in>) - Massachusetts Department of Public Health, Feb. 1, 2020
17. County of Santa Clara Public Health Department Reports First Case of Novel (new) Coronavirus (<https://www.sccgov.org/sites/phd/news/Pages/novel-coronavirus-1-31-2020.aspx>) - Santa Clara County Public Health, Jan. 31, 2020
18. Coronavirus: First case confirmed in Santa Clara County (<https://www.mercurynews.com/2020/01/31/santa-clara-coronavirus/>) - Mercury News, Jan. 31, 2020

worldometer (/)

[about \(/about/\)](#) | [faq \(/faq/\)](#) | [languages \(/languages/\)](#) | [contact \(/contact/\)](#) | [report coronavirus cases \(/report_us/\)](#)

[\(/newsletter-subscribe/\)](#) [\(https://twitter.com/Worldometers\)](#) [\(https://www.facebook.com/Worldometers.info\)](#)

© Copyright Worldometers.info - All rights reserved - [Disclaimer & Privacy Policy \(/disclaimer/\)](#)

